Analysis Period is from 2025/09/01 until 2025/09/30 Project Type is Emergency Shelter or PH - Rapid Re-Housing or Transitional Housing or Street Outreach or PH - Housing Only or PH - Housing with Services (no disability required for entry) or PH - Permanent Supportive Housing (disability required for entry) Active in Project? is No or Yes

San Joaquin CoC Overview

This dashboard contains demographic distributions for various populations who were active in projects operated within the San Joaquin Continuum of Care. Numbers displayed are based on those who were active in projects during the filterable 'Analysis Period' and can include clients in Emergency Shelter, Street Outreach, Transitional Housing, or Permanent Housing projects depending on the 'Project Type' filter.

10,029

Persons Served During the Analysis Period

6,932 Unique Households Served

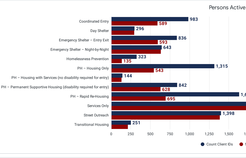

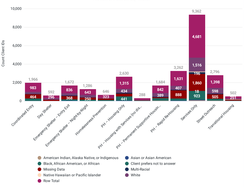

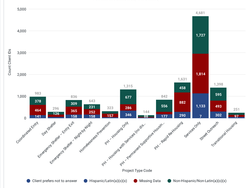

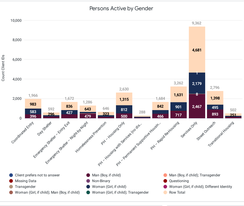

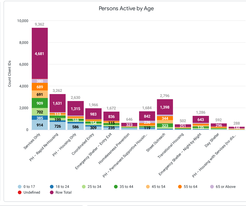
Persons Active by Age
Count Client Ets
Coordinated Entry 983 964 19
Day Shelter 289 284 5
Emergency Shelter – Entry Exit 836 826 10
Emergency Shelter – Night-by-Night 643 635 8
Homelessness Prevention 323 317 6
PH – Housing Only 1,315 1,292 23
PH – Housing with Services (no disability required for entry) 144 141 3
PH – Permanent Supportive Housing (disability required for entry) 1,670 1,631 39
PH – Rapid Re-Housing 1,631 1,597 34
Services Only 4,681 5,362 4,681 681 319 2 2 2