San Joaquin Continuum of Care System Dashboard 06-01-2024 to 06-30-2024

Analysis Period is from 2024/06/01 until 2024/06/30 Project Type is Emergency Shelter or PH - Rapid Re-Housing or Transitional Housing or Street Outreach or PH - Housing Only or PH - Housing with Services (no disability required for entry) or PH - Permanent Supportive Housing (disability required for entry) Active in Project? is No or Yes

San Joaquin CoC Overview

This dashboard contains demographic distributions for various populations who were active in projects operated within the San Joaquin Continuum of Care. Numbers displayed are based on those who were active in projects during the filterable 'Analysis Period' and can include clients in Emergency Shelter, Street Outreach, Transitional Housing, or Permanent Housing projects depending on the 'Project Type' filter.

8,519

Persons Served During the Analysis Period

6,005 Unique Households Served

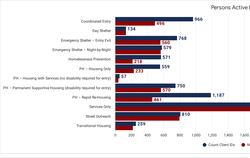

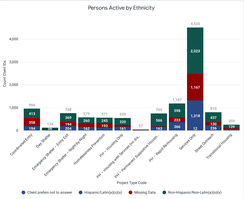

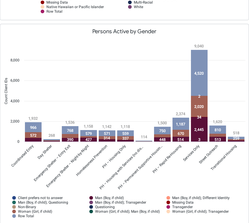

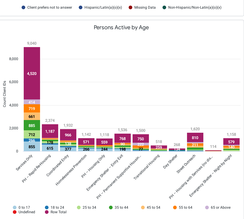

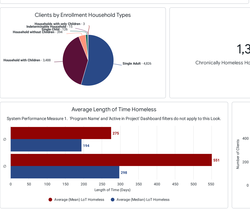

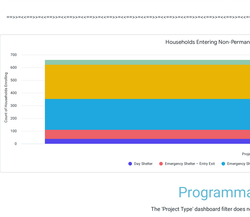

1,337

Chronically Homeless Households At Project Start

518

Veteran Clients Served

825 Clients in Veteran Households

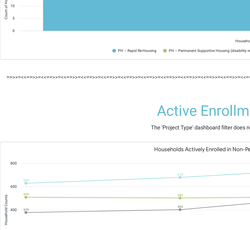

Programmatic Inflow?

The 'Project Type' dashboard filter does not apply to this section of the dashboard.

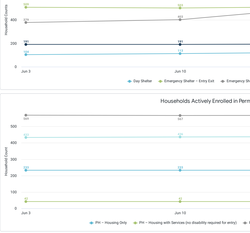

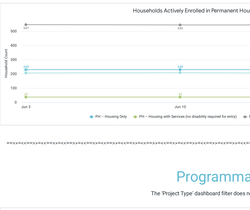

Active Enrollments Per Week

The 'Project Type' dashboard filter does not apply to this section of the dashboard.

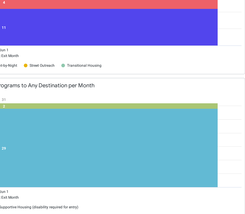

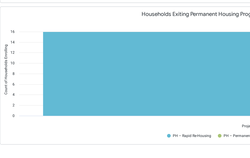

Programmatic Outflow

The 'Project Type' dashboard filter does not apply to this section of the dashboard.